

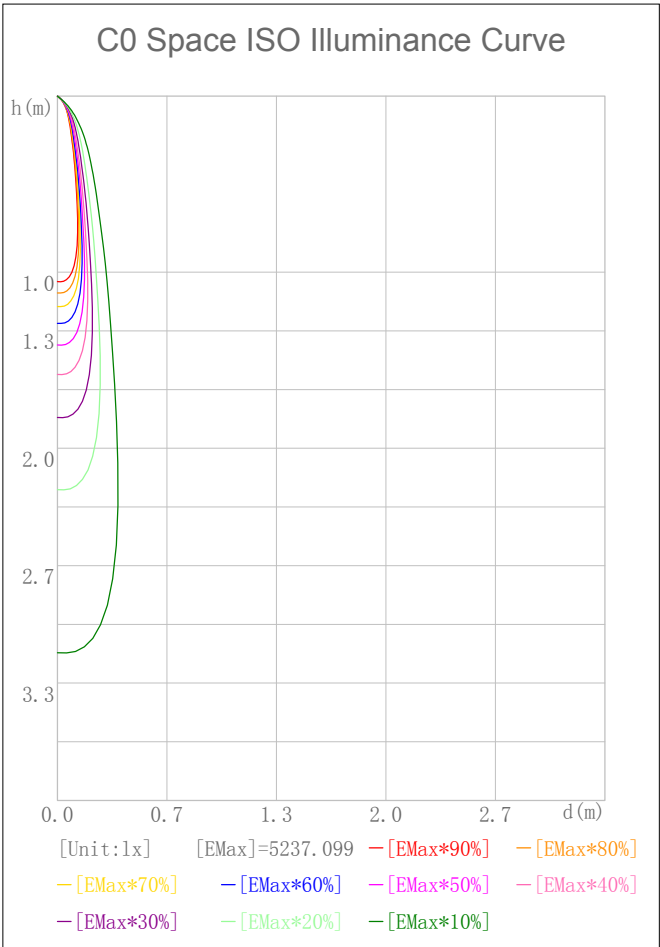
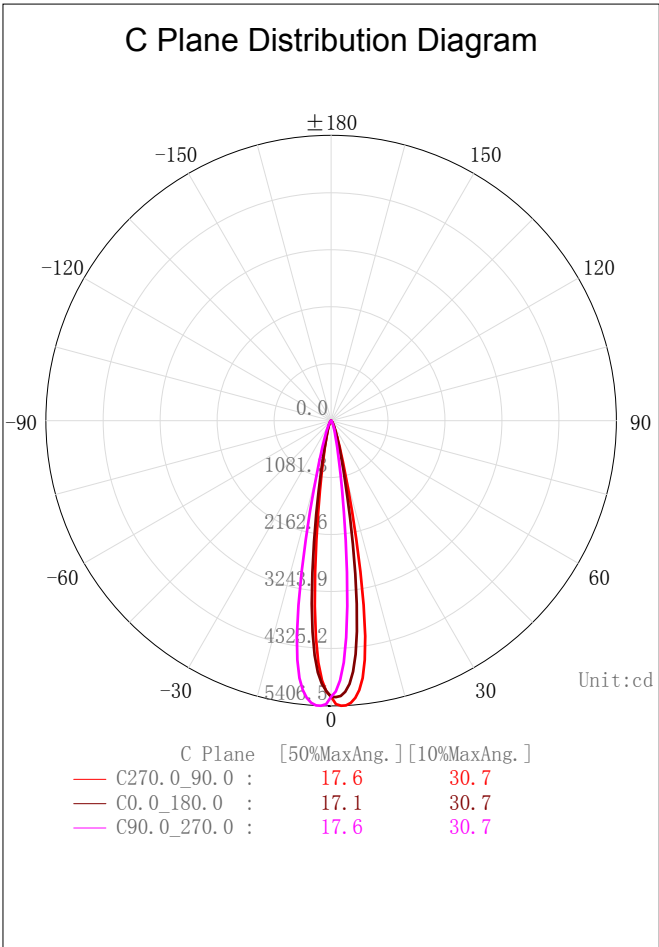
Indoor Luminaire Photometric Data

Description Information

Luminary Name:SD09-09-XX-02 3000K RA90 15D		Lum. Catalog:	Test ID: 01
Lamp Name:		Lamp Catalog: LED	Test Date: 2021/11/15
Manufacture: Shenzhen Norming Lighting Co., Ltd		Shld.Ang(°):	Test Machine:GON-2000
Test Lab: Quality Department		Frequency (Hz):	Lamp CCT (K): Ra:
Lum. Size (W*L*H):0.038m*0.038m*0.000m		Lum. Area (m2):0.001	Lum. W (kg): 0.000
Test System: C, γ	Test Step: C=90.0 γ=1.0	Temp. (°C): 25	Humidity(%): 50.0

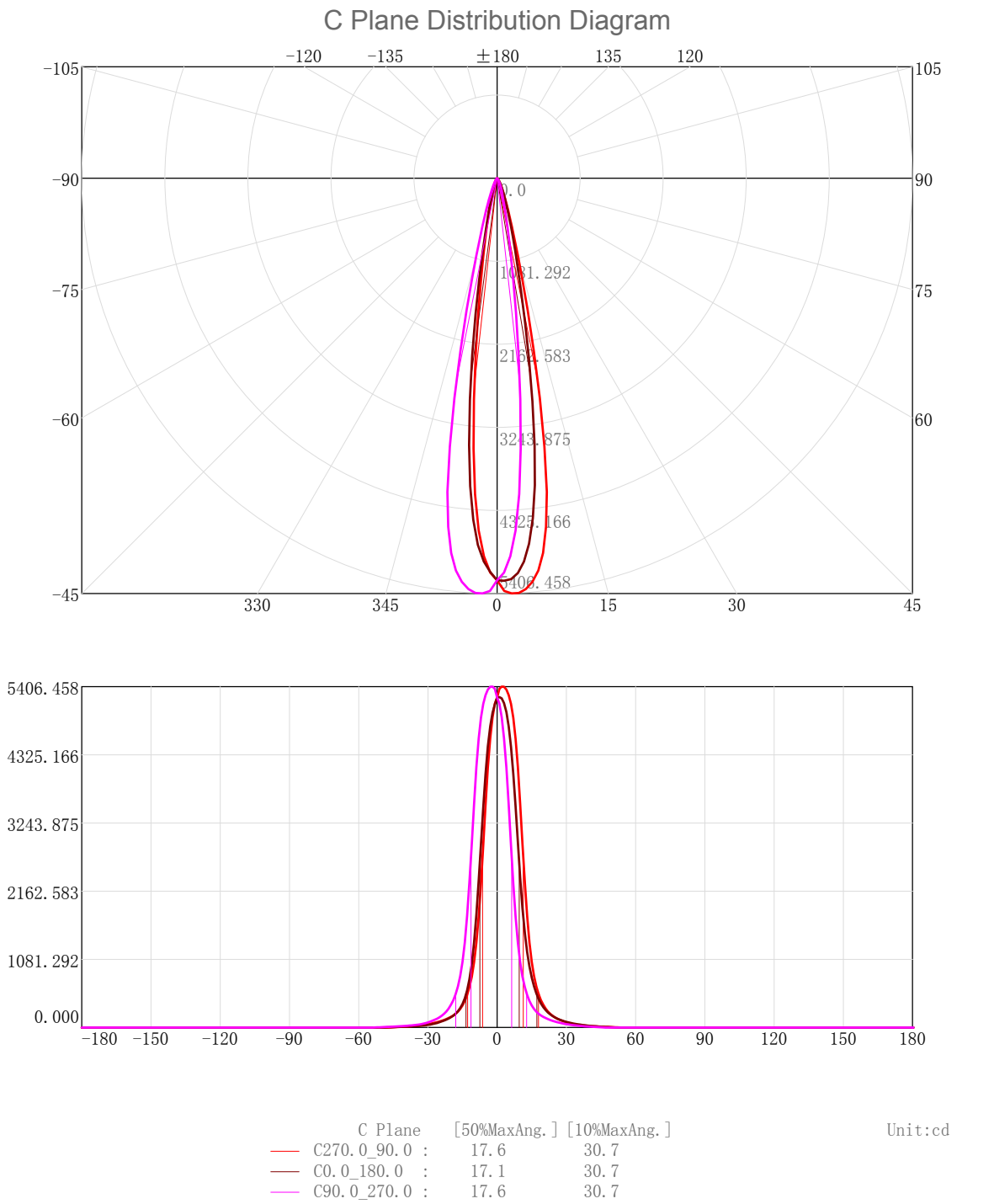
Character Parameter

Lamp Speciality Parameter		Luminaire Speciality Parameter	
Rated Flux(lm): 640.450	Luminary Flux(lm): 640.448	Field Angle(10%Imax): 30.7(°)	
Rated Power(W):	Luminary Efficiency: 100.00%	Down Lumens&Percent: 640.448lm 100.00%	
Rated Voltage(V):	Luminary EER(lm/W): 72.098	Up Lumens&Percent: 0.000lm 0.00%	
Tested Power(W): 8.883	Max. Candela(cd): 5406.458	S/MH: C0_a180=0.295 C90_270=0.310	
Lamps' Inside: 1	Max Cand@Ang. (°): C=270.0 γ=2.0	CIE Type: Semi-Direct	
Tested Electrics (V, A, pf):241.0, 0.041, 0.899	Beam Angle(50%Imax): 17.6(°)	ErP ϕ use(90°): 574.368lm	
Lamp Size (W*L*H):0.038m*0.038m*0.000m	Left=-6.3°, Right=11.3°	IRF(%): 1591.880	



2D Plane Light Intensity Distribution Curve

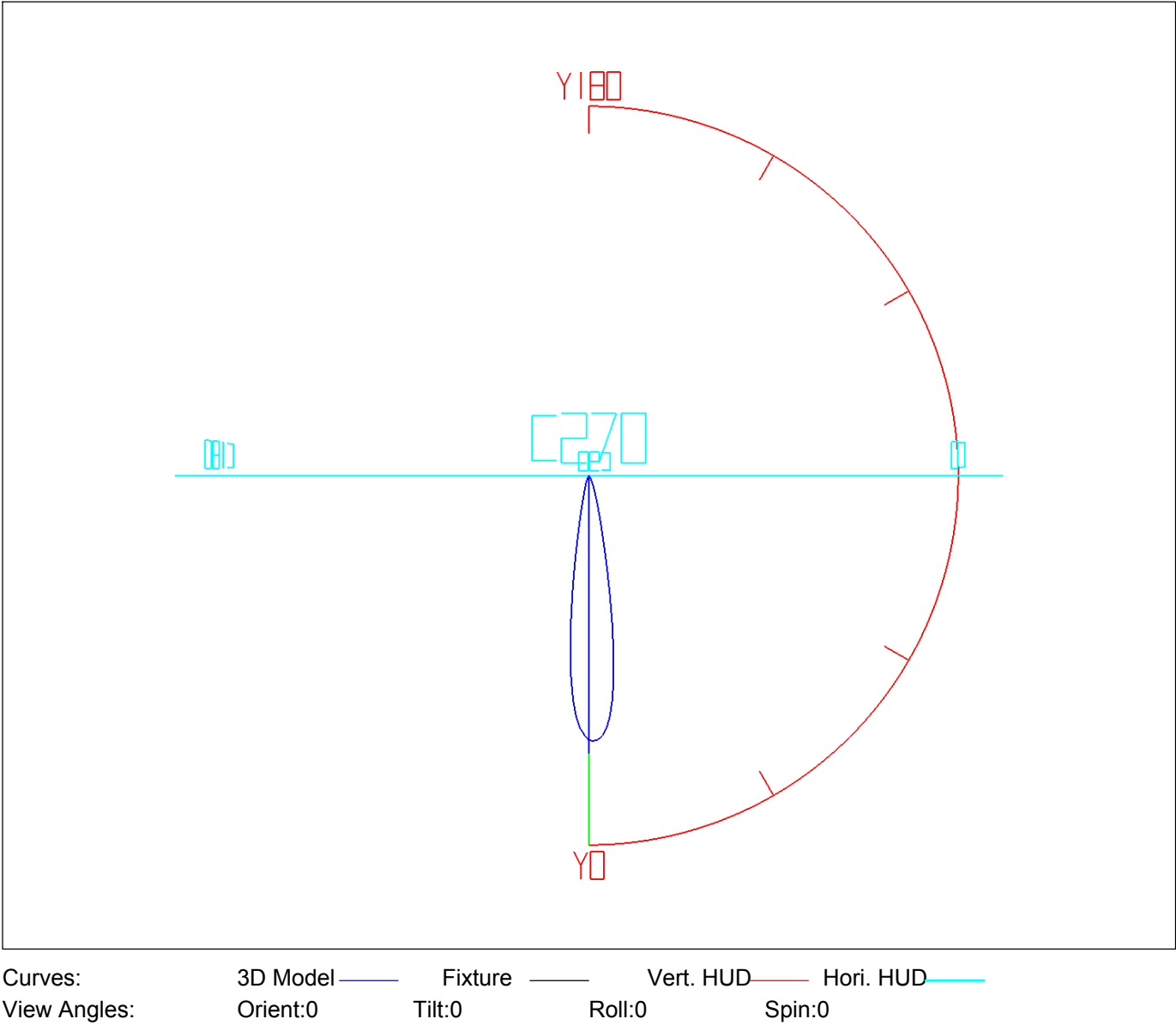
Lum. Name: SD09-09-XX-02 3000K RA90 15D	Lum. Catalog:	Test ID: 01
Lamp Name:	Lamp Catalog: LED	Test Lab: Quality Department
Manufacture: Shenzhen Norming Lighting Co., Ltd	Test Machine:GON-2000	Test Date: 2021/11/15



3D Light Intensity Distribution Modal

Lum. Name: SD09-09-XX-02 3000K RA90 15D	Lum. Catelog:	Test ID: 01
Lamp Name:	Lamp Catelog: LED	Test Lab: Quality Deparment
Manufacture: Shenzhen Norming Lighting Co., Ltd	Test Machine:GON-2000	Test Date: 2021/11/15

3D Light Intensity Distribution Modal



Zonal Flux Tabulation

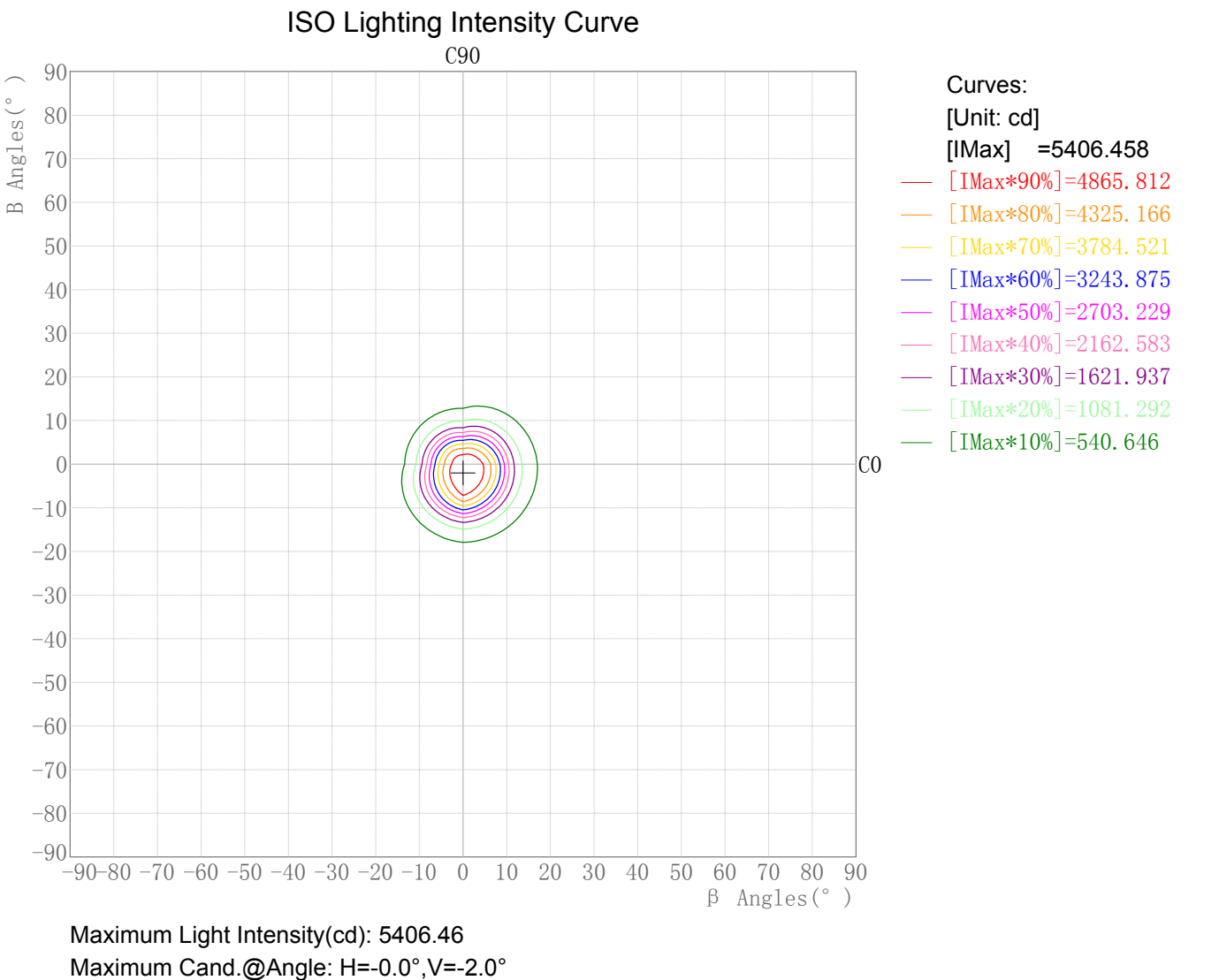
Zone(γ)	Zone Flux (lm)	Sums Flux (lm)	Zone%Lamp	Sums%Lamp	Zone(γ)	Zone Flux (lm)	Sums Flux (lm)	Zone%Lamp	Sums%Lamp
0.0-1.0	5.00	5.00	0.78	0.78	47.0-48.0	0.46	639.41	0.07	99.84
1.0-2.0	14.86	19.86	2.32	3.10	48.0-49.0	0.35	639.76	0.06	99.89
2.0-3.0	24.19	44.05	3.78	6.88	49.0-50.0	0.26	640.03	0.04	99.93
3.0-4.0	32.52	76.57	5.08	11.96	50.0-51.0	0.19	640.22	0.03	99.96
4.0-5.0	39.29	115.86	6.14	18.09	51.0-52.0	0.13	640.34	0.02	99.98
5.0-6.0	44.09	159.95	6.88	24.98	52.0-53.0	0.07	640.41	0.01	99.99
6.0-7.0	46.68	206.64	7.29	32.26	53.0-54.0	0.03	640.44	0.00	100.00
7.0-8.0	47.05	253.69	7.35	39.61	54.0-55.0	0.01	640.45	0.00	100.00
8.0-9.0	45.35	299.04	7.08	46.69	55.0-56.0	0.00	640.45	0.00	100.00
9.0-10.0	41.92	340.95	6.54	53.24	56.0-57.0	0.00	640.45	0.00	100.00
10.0-11.0	37.32	378.27	5.83	59.06	57.0-58.0	0.00	640.45	0.00	100.00
11.0-12.0	32.28	410.55	5.04	64.10	58.0-59.0	0.00	640.45	0.00	100.00
12.0-13.0	27.46	438.01	4.29	68.39	59.0-60.0	0.00	640.45	0.00	100.00
13.0-14.0	23.24	461.25	3.63	72.02	60.0-61.0	0.00	640.45	0.00	100.00
14.0-15.0	19.76	481.01	3.08	75.10	61.0-62.0	0.00	640.45	0.00	100.00
15.0-16.0	16.97	497.98	2.65	77.75	62.0-63.0	0.00	640.45	0.00	100.00
16.0-17.0	14.72	512.70	2.30	80.05	63.0-64.0	0.00	640.45	0.00	100.00
17.0-18.0	12.89	525.59	2.01	82.07	64.0-65.0	0.00	640.45	0.00	100.00
18.0-19.0	11.39	536.98	1.78	83.84	65.0-66.0	0.00	640.45	0.00	100.00
19.0-20.0	10.13	547.12	1.58	85.43	66.0-67.0	0.00	640.45	0.00	100.00
20.0-21.0	9.08	556.20	1.42	86.84	67.0-68.0	0.00	640.45	0.00	100.00
21.0-22.0	8.18	564.38	1.28	88.12	68.0-69.0	0.00	640.45	0.00	100.00
22.0-23.0	7.41	571.79	1.16	89.28	69.0-70.0	0.00	640.45	0.00	100.00
23.0-24.0	6.74	578.53	1.05	90.33	70.0-71.0	0.00	640.45	0.00	100.00
24.0-25.0	6.14	584.67	0.96	91.29	71.0-72.0	0.00	640.45	0.00	100.00
25.0-26.0	5.60	590.27	0.87	92.16	72.0-73.0	0.00	640.45	0.00	100.00
26.0-27.0	5.10	595.37	0.80	92.96	73.0-74.0	0.00	640.45	0.00	100.00
27.0-28.0	4.65	600.02	0.73	93.69	74.0-75.0	0.00	640.45	0.00	100.00
28.0-29.0	4.24	604.26	0.66	94.35	75.0-76.0	0.00	640.45	0.00	100.00
29.0-30.0	3.85	608.11	0.60	94.95	76.0-77.0	0.00	640.45	0.00	100.00
30.0-31.0	3.50	611.62	0.55	95.50	77.0-78.0	0.00	640.45	0.00	100.00
31.0-32.0	3.19	614.81	0.50	96.00	78.0-79.0	0.00	640.45	0.00	100.00
32.0-33.0	2.92	617.73	0.46	96.45	79.0-80.0	0.00	640.45	0.00	100.00
33.0-34.0	2.67	620.40	0.42	96.87	80.0-81.0	0.00	640.45	0.00	100.00
34.0-35.0	2.44	622.84	0.38	97.25	81.0-82.0	0.00	640.45	0.00	100.00
35.0-36.0	2.24	625.08	0.35	97.60	82.0-83.0	0.00	640.45	0.00	100.00
36.0-37.0	2.05	627.13	0.32	97.92	83.0-84.0	0.00	640.45	0.00	100.00
37.0-38.0	1.86	628.99	0.29	98.21	84.0-85.0	0.00	640.45	0.00	100.00
38.0-39.0	1.69	630.68	0.26	98.47	85.0-86.0	0.00	640.45	0.00	100.00
39.0-40.0	1.52	632.20	0.24	98.71	86.0-87.0	0.00	640.45	0.00	100.00
40.0-41.0	1.37	633.57	0.21	98.93	87.0-88.0	0.00	640.45	0.00	100.00
41.0-42.0	1.23	634.79	0.19	99.12	88.0-89.0	0.00	640.45	0.00	100.00
42.0-43.0	1.09	635.88	0.17	99.29	89.0-90.0	0.00	640.45	0.00	100.00
43.0-44.0	0.96	636.84	0.15	99.44	90.0-91.0	0.00	640.45	0.00	100.00
44.0-45.0	0.83	637.67	0.13	99.57	91.0-92.0	0.00	640.45	0.00	100.00
45.0-46.0	0.70	638.37	0.11	99.68	92.0-93.0	0.00	640.45	0.00	100.00
46.0-47.0	0.58	638.95	0.09	99.77	93.0-94.0	0.00	640.45	0.00	100.00

Zonal Flux Tabulation - (Cont.)

Zone(γ)	Zone Flux (lm)	Sums Flux (lm)	Zone%Lamp	Sums%Lamp	Zone(γ)	Zone Flux (lm)	Sums Flux (lm)	Zone%Lamp	Sums%Lamp
94.0-95.0	0.00	640.45	0.00	100.00	141.0-142.0	0.00	640.45	0.00	100.00
95.0-96.0	0.00	640.45	0.00	100.00	142.0-143.0	0.00	640.45	0.00	100.00
96.0-97.0	0.00	640.45	0.00	100.00	143.0-144.0	0.00	640.45	0.00	100.00
97.0-98.0	0.00	640.45	0.00	100.00	144.0-145.0	0.00	640.45	0.00	100.00
98.0-99.0	0.00	640.45	0.00	100.00	145.0-146.0	0.00	640.45	0.00	100.00
99.0-100.0	0.00	640.45	0.00	100.00	146.0-147.0	0.00	640.45	0.00	100.00
100.0-101.0	0.00	640.45	0.00	100.00	147.0-148.0	0.00	640.45	0.00	100.00
101.0-102.0	0.00	640.45	0.00	100.00	148.0-149.0	0.00	640.45	0.00	100.00
102.0-103.0	0.00	640.45	0.00	100.00	149.0-150.0	0.00	640.45	0.00	100.00
103.0-104.0	0.00	640.45	0.00	100.00	150.0-151.0	0.00	640.45	0.00	100.00
104.0-105.0	0.00	640.45	0.00	100.00	151.0-152.0	0.00	640.45	0.00	100.00
105.0-106.0	0.00	640.45	0.00	100.00	152.0-153.0	0.00	640.45	0.00	100.00
106.0-107.0	0.00	640.45	0.00	100.00	153.0-154.0	0.00	640.45	0.00	100.00
107.0-108.0	0.00	640.45	0.00	100.00	154.0-155.0	0.00	640.45	0.00	100.00
108.0-109.0	0.00	640.45	0.00	100.00	155.0-156.0	0.00	640.45	0.00	100.00
109.0-110.0	0.00	640.45	0.00	100.00	156.0-157.0	0.00	640.45	0.00	100.00
110.0-111.0	0.00	640.45	0.00	100.00	157.0-158.0	0.00	640.45	0.00	100.00
111.0-112.0	0.00	640.45	0.00	100.00	158.0-159.0	0.00	640.45	0.00	100.00
112.0-113.0	0.00	640.45	0.00	100.00	159.0-160.0	0.00	640.45	0.00	100.00
113.0-114.0	0.00	640.45	0.00	100.00	160.0-161.0	0.00	640.45	0.00	100.00
114.0-115.0	0.00	640.45	0.00	100.00	161.0-162.0	0.00	640.45	0.00	100.00
115.0-116.0	0.00	640.45	0.00	100.00	162.0-163.0	0.00	640.45	0.00	100.00
116.0-117.0	0.00	640.45	0.00	100.00	163.0-164.0	0.00	640.45	0.00	100.00
117.0-118.0	0.00	640.45	0.00	100.00	164.0-165.0	0.00	640.45	0.00	100.00
118.0-119.0	0.00	640.45	0.00	100.00	165.0-166.0	0.00	640.45	0.00	100.00
119.0-120.0	0.00	640.45	0.00	100.00	166.0-167.0	0.00	640.45	0.00	100.00
120.0-121.0	0.00	640.45	0.00	100.00	167.0-168.0	0.00	640.45	0.00	100.00
121.0-122.0	0.00	640.45	0.00	100.00	168.0-169.0	0.00	640.45	0.00	100.00
122.0-123.0	0.00	640.45	0.00	100.00	169.0-170.0	0.00	640.45	0.00	100.00
123.0-124.0	0.00	640.45	0.00	100.00	170.0-171.0	0.00	640.45	0.00	100.00
124.0-125.0	0.00	640.45	0.00	100.00	171.0-172.0	0.00	640.45	0.00	100.00
125.0-126.0	0.00	640.45	0.00	100.00	172.0-173.0	0.00	640.45	0.00	100.00
126.0-127.0	0.00	640.45	0.00	100.00	173.0-174.0	0.00	640.45	0.00	100.00
127.0-128.0	0.00	640.45	0.00	100.00	174.0-175.0	0.00	640.45	0.00	100.00
128.0-129.0	0.00	640.45	0.00	100.00	175.0-176.0	0.00	640.45	0.00	100.00
129.0-130.0	0.00	640.45	0.00	100.00	176.0-177.0	0.00	640.45	0.00	100.00
130.0-131.0	0.00	640.45	0.00	100.00	177.0-178.0	0.00	640.45	0.00	100.00
131.0-132.0	0.00	640.45	0.00	100.00	178.0-179.0	0.00	640.45	0.00	100.00
132.0-133.0	0.00	640.45	0.00	100.00	179.0-180.0	0.00	640.45	0.00	100.00
133.0-134.0	0.00	640.45	0.00	100.00					
134.0-135.0	0.00	640.45	0.00	100.00					
135.0-136.0	0.00	640.45	0.00	100.00					
136.0-137.0	0.00	640.45	0.00	100.00					
137.0-138.0	0.00	640.45	0.00	100.00					
138.0-139.0	0.00	640.45	0.00	100.00					
139.0-140.0	0.00	640.45	0.00	100.00					
140.0-141.0	0.00	640.45	0.00	100.00					

Rectangle ISO Lighting Intensity Diagram

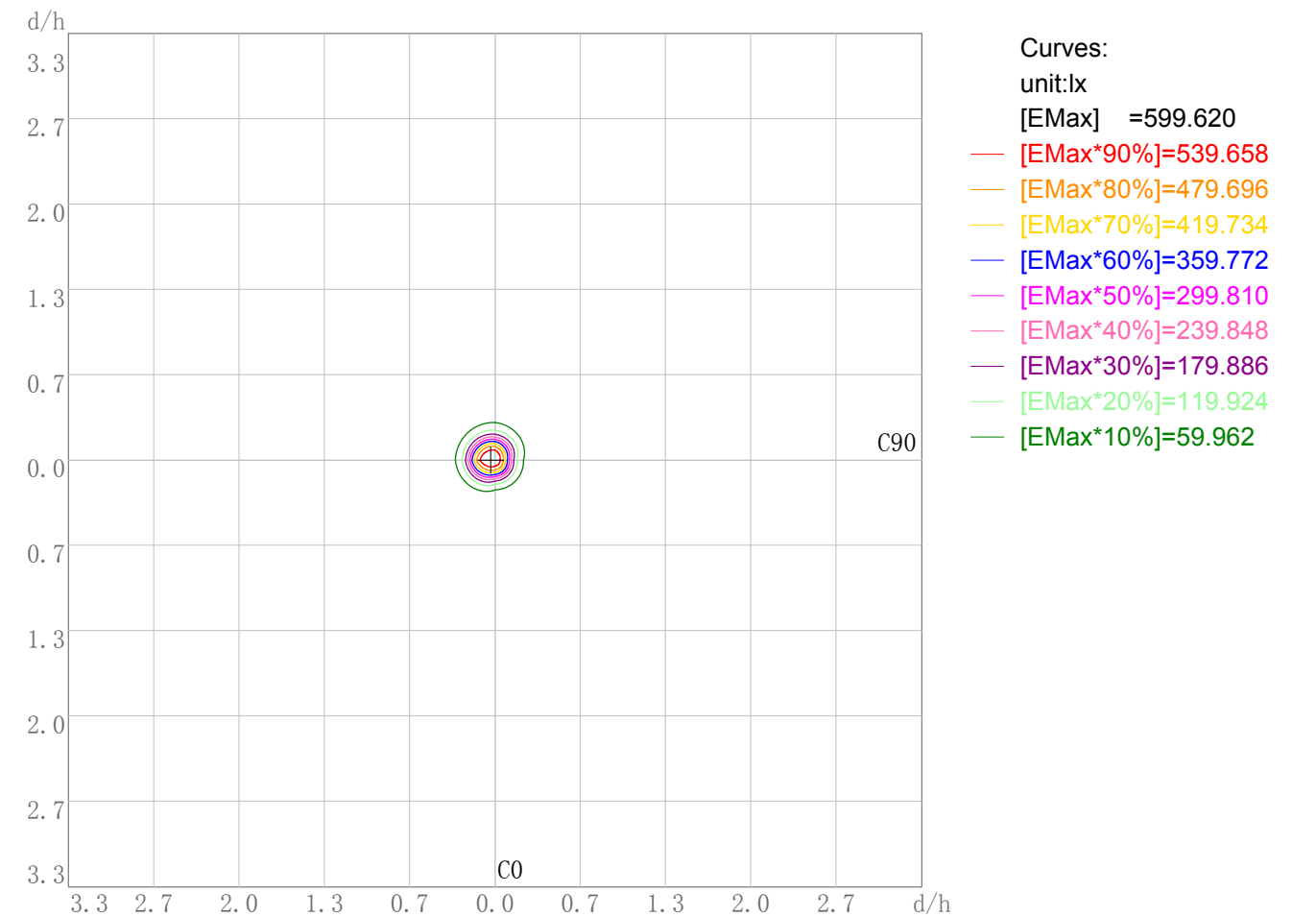
Lum. Name: SD09-09-XX-02 3000K RA90 15D	Lum. Catalog:	Test ID: 01
Lamp Name:	Lamp Catalog: LED	Test Lab: Quality Department
Manufacture: Shenzhen Norming Lighting Co., Ltd	Test Machine:GON-2000	Test Date: 2021/11/15



Plane ISO-Illuminance Diagram

Lum. Name: SD09-09-XX-02 3000K RA90 15D	Lum. Catalog:	Test ID: 01
Lamp Name:	Lamp Catalog: LED	Test Lab: Quality Department
Manufacture: Shenzhen Norming Lighting Co., Ltd	Test Machine:GON-2000	Test Date: 2021/11/15

Plane ISO-Illuminance Curve



Working Plane Luminaire Mounting Height(m): 3.00

Working Plane Maximum Illuminance(lx): 599.62

Working Plane Maximum Illuminance Position(d/h):H-0.0 V-0.0

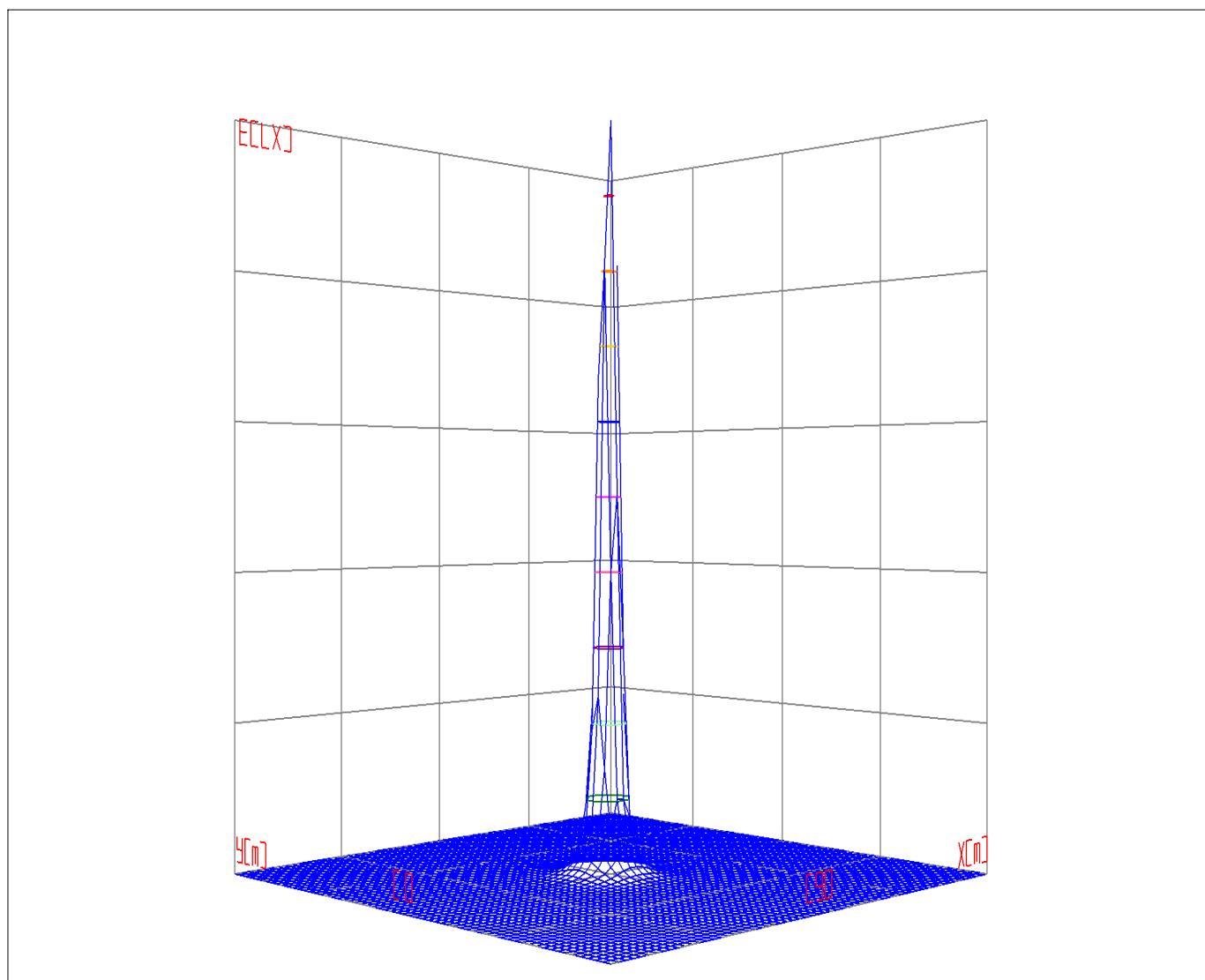
IES Indoor Report

Photometric Filename:SD09-09-XX-02 3000K RA90 15D.IES

3D Plane ISO Illuminance Diagram

Lum. Name: SD09-09-XX-02 3000K RA90 15D	Lum. Catalog:	Test ID: 01
Lamp Name:	Lamp Catalog: LED	Test Lab: Quality Department
Manufacture: Shenzhen Norming Lighting Co., Ltd	Test Machine:GON-2000	Test Date: 2021/11/15

3D Plane Illuminance Modal

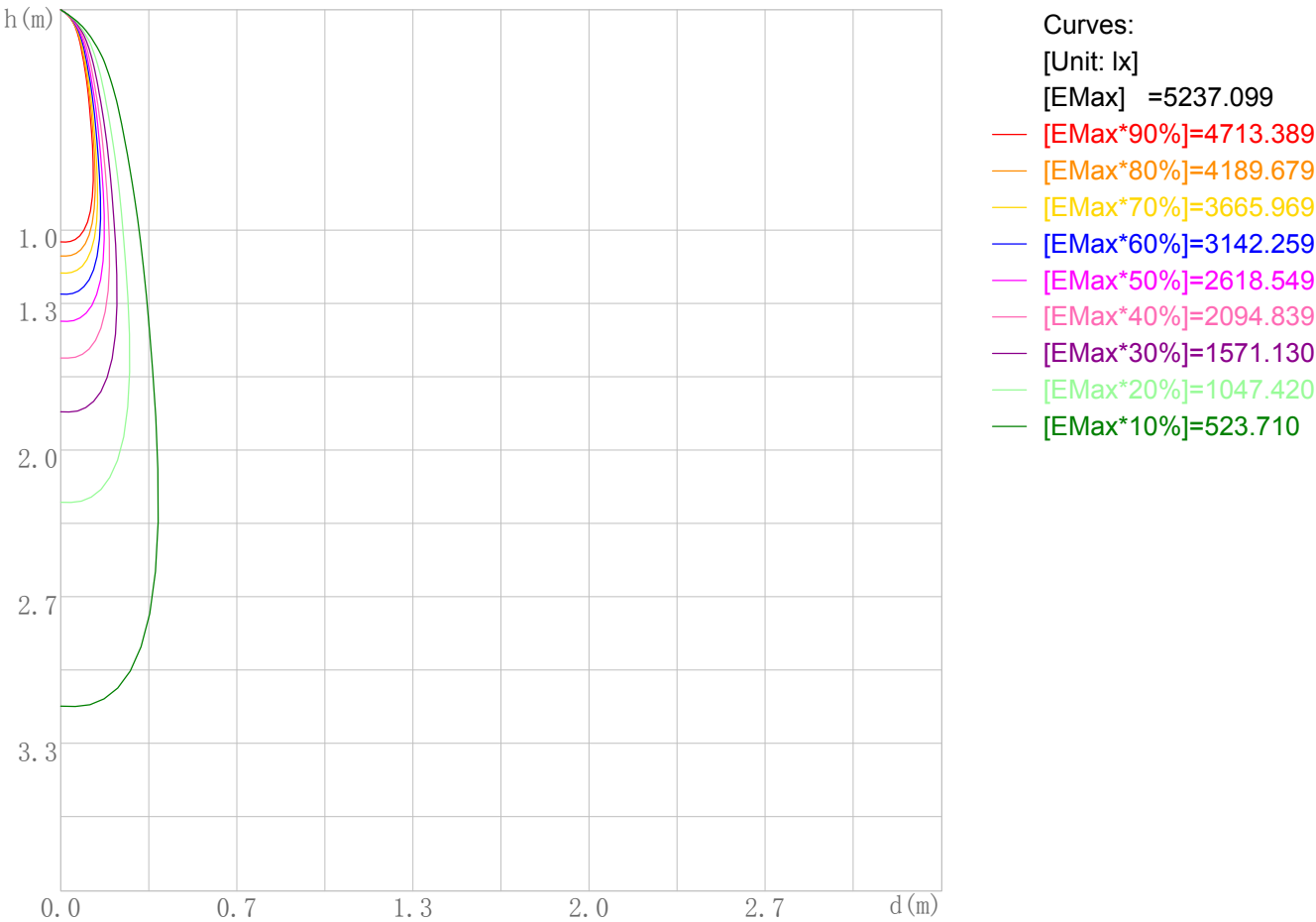


Curves: 3D Model — 90% — 80% — 70% — 60% — 50% — 40% — 30% — 20% — 10% —
View Angles(deg): 0 Height(m): 3.0 Distance(m): 10.0

Space ISO Illuminance Diagram

Lum. Name: SD09-09-XX-02 3000K RA90 15D	Lum. Catelog:	Test ID: 01
Lamp Name:	Lamp Catelog: LED	Test Lab: Quality Deparment
Manufacture: Shenzhen Norming Lighting Co., Ltd	Test Machine:GON-2000	Test Date: 2021/11/15

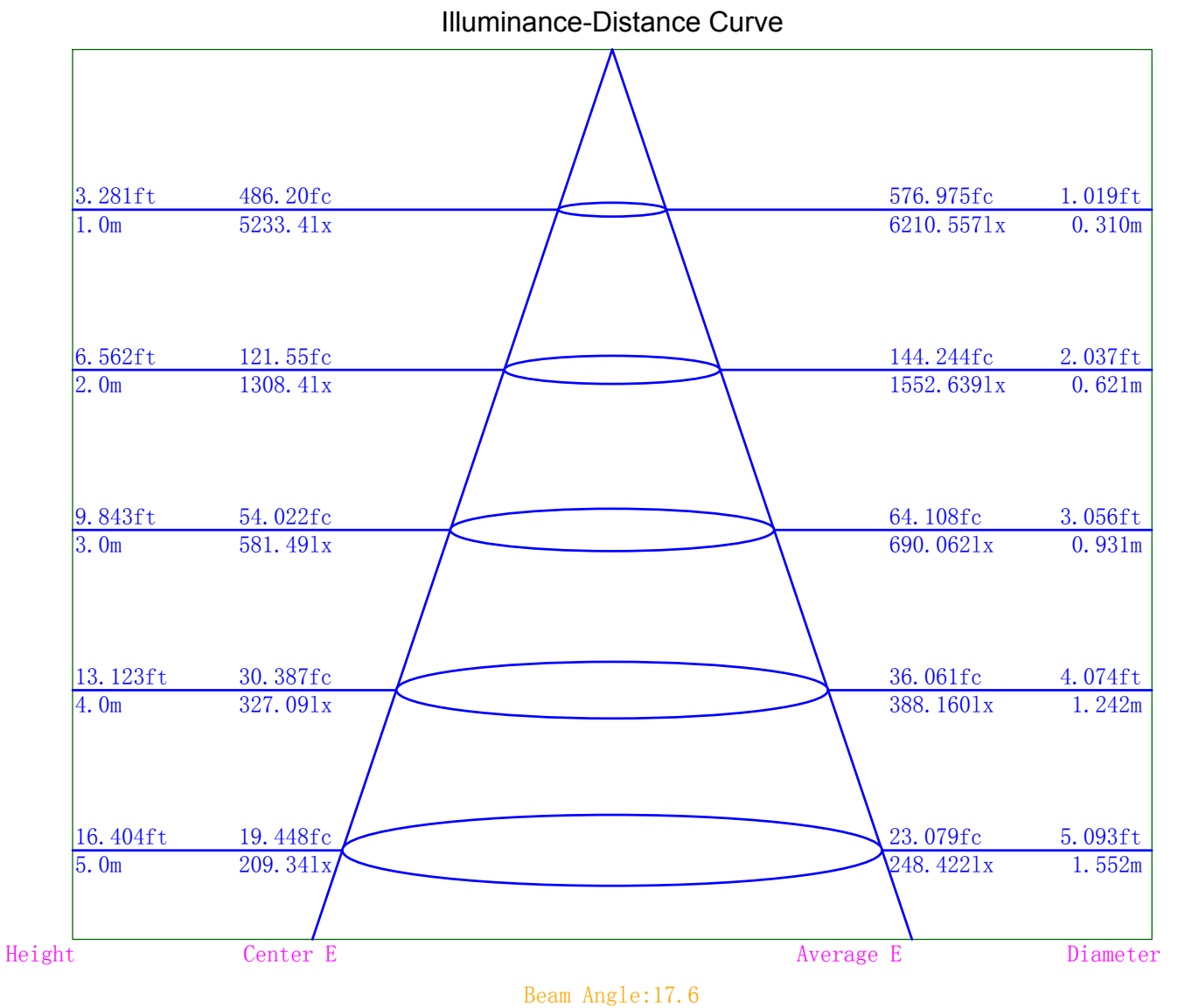
Space ISO Illuminance Curve



Space Plane Maximum Illuminance and @Angle:5237.10lx,1.0deg
Plane Maximum Lighting Intensity and @Angle:5239.492cd,0deg

Illuminance-Distance Diagram

Lum. Name: SD09-09-XX-02 3000K RA90 15D	Lum. Catelog:	Test ID: 01
Lamp Name:	Lamp Catelog: LED	Test Lab: Quality Deparment
Manufacture: Shenzhen Norming Lighting Co., Ltd	Test Machine:GON-2000	Test Date: 2021/11/15



Indoor Luminance Limiting Curves

Lum. Name: SD09-09-XX-02 3000K RA90 15D	Lum. Catalog:	Test ID: 01
Lamp Name:	Lamp Catalog: LED	Test Lab: Quality Department
Manufacture: Shenzhen Norming Lighting Co., Ltd	Test Machine:GON-2000	Test Date: 2021/11/15

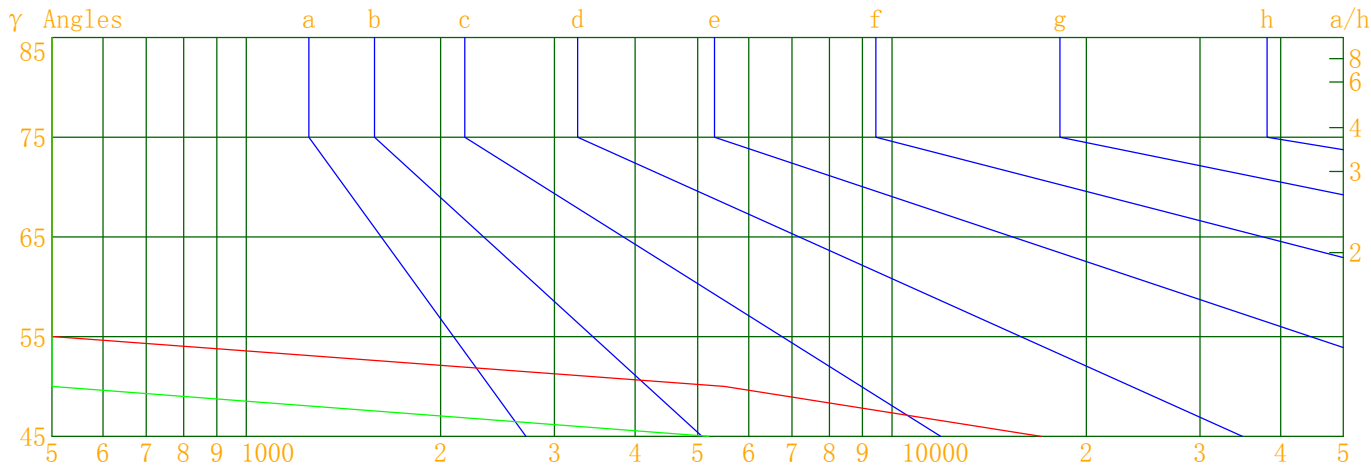
Glare Grade Table

GI	Quality	Using Illuminance							
1.15	A	2000	1000	500	<=300				
1.5	B		2000	1000	500	<=300			
1.85	C			2000	1000	500	<=300		
2.2	D				2000	1000	500	<=300	
2.55	E	a				2000	1000	500	<=300
			b	c	d	e	f	g	h

Luminance Table

Gama(deg)	45	50	55	60	65	70	75	80	85
C0	17011	5501	0	0	0	0	0	0	0
C90	5204	0	0	0	0	0	0	0	0

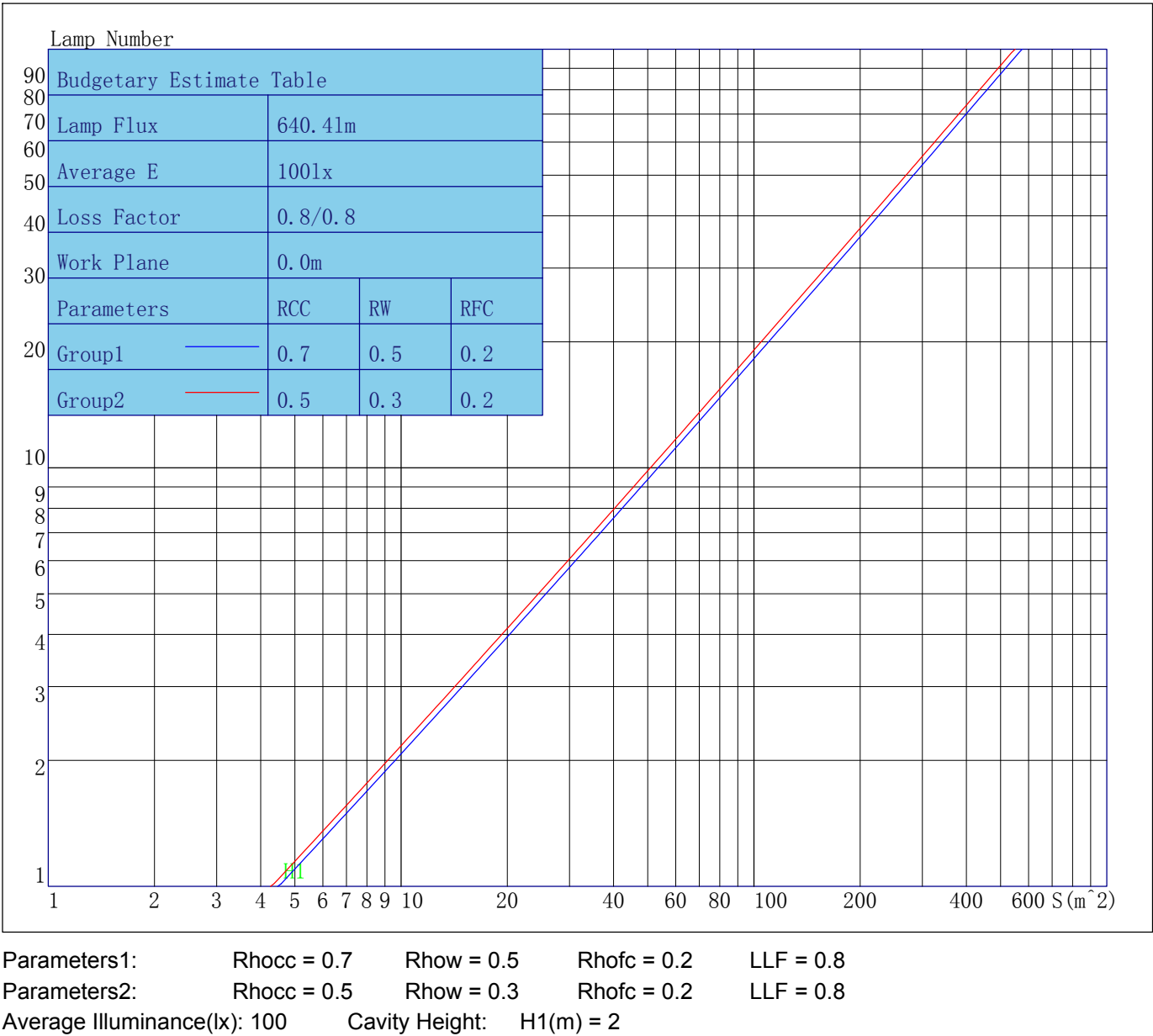
Luminance Limiting Curve



Luminous Size: Length(m)=-0.038 Width(m)=-0.038 Height(m)=0.000 Area(m^2)=0.001134
Luminous Type: Without Luminous Side
Luminous Curves: C0-C180 Color: C90-C270 Color:

Indoor Budgetary Estimate Table

Lum. Name: SD09-09-XX-02 3000K RA90 15D	Lum. Catalog:	Test ID: 01
Lamp Name:	Lamp Catalog: LED	Test Lab: Quality Department
Manufacture: Shenzhen Norming Lighting Co., Ltd	Test Machine:GON-2000	Test Date: 2021/11/15



Indoor Coefficient of Utilization Table

Lum. Name: SD09-09-XX-02 3000K RA90 15D	Lum. Catelog:	Test ID: 01
Lamp Name:	Lamp Catelog: LED	Test Lab: Quality Deparment
Manufacture: Shenzhen Norming Lighting Co., Ltd	Test Machine:GON-2000	Test Date: 2021/11/15

Coefficients of Utilization - Zonal Cavity Method																		
Coef.	Effective Floor Cavity Reflectance RFC=0.20																	
RhoCC (%)	80				70				50			30			10			0
RhoW (%)	70	50	30	10	70	50	30	10	50	30	10	50	30	10	50	30	10	0
RCR	Coefficient of Utilization(%)																	
0	119	119	119	119	116	116	116	116	111	111	111	106	106	106	102	102	102	100
1	115	114	112	110	113	111	110	109	107	106	105	104	103	102	100	100	99	98
2	112	109	106	104	110	107	105	103	104	102	101	101	100	99	99	98	97	95
3	109	105	102	99	107	104	101	98	101	99	97	99	97	95	97	95	94	93
4	106	102	98	95	105	101	97	95	99	96	94	97	95	93	95	93	92	91
5	104	99	95	92	102	98	94	92	96	93	91	95	92	90	93	91	90	89
6	101	96	92	90	100	95	92	89	94	91	89	93	90	88	92	90	88	87
7	99	94	90	87	98	93	90	87	92	89	87	91	88	86	90	88	86	85
8	97	91	88	85	96	91	88	85	90	87	85	89	87	85	88	86	84	83
9	95	89	86	84	94	89	86	83	88	85	83	88	85	83	87	85	83	82
10	93	88	84	82	93	87	84	82	87	84	82	86	83	81	86	83	81	81

Unified Glare Rating Table

Lum. Name: SD09-09-XX-02 3000K RA90 15D	Lum. Catelog:	Test ID: 01
Lamp Name:	Lamp Catelog: LED	Test Lab: Quality Deparment
Manufacture: Shenzhen Norming Lighting Co., Ltd	Test Machine:GON-2000	Test Date: 2021/11/15

Unified Glare Rating Table

Ceiling RCC	0.70	0.70	0.50	0.50	0.30	0.70	0.70	0.50	0.50	0.30
Wall RW	0.50	0.30	0.50	0.30	0.30	0.50	0.30	0.50	0.30	0.30
Floor RFC	0.20	0.20	0.20	0.20	0.20	0.20	0.20	0.20	0.20	0.20
Room Size	Vewed crosswise					Vewed endwise				
X=2H Y=2H	12.8	13.9	13.2	14.2	14.5	9.5	10.5	9.8	10.9	11.2
	12.6	13.6	13.0	13.9	14.3	9.2	10.2	9.6	10.6	10.9
	12.5	13.4	12.9	13.8	14.2	9.1	10.1	9.5	10.4	10.8
	12.4	13.2	12.8	13.6	14.0	9.0	9.9	9.4	10.3	10.7
	12.3	13.1	12.8	13.5	13.9	9.0	9.8	9.4	10.2	10.6
	12.3	13.1	12.7	13.4	13.9	8.9	9.7	9.3	10.1	10.5
X=4H Y=2H	12.5	13.4	12.9	13.8	14.2	9.1	10.1	9.5	10.4	10.8
	12.3	13.1	12.7	13.5	13.9	8.9	9.7	9.3	10.1	10.5
	12.1	12.9	12.6	13.3	13.7	8.8	9.5	9.2	9.9	10.4
	12.0	12.7	12.5	13.1	13.6	8.6	9.3	9.1	9.8	10.2
	11.9	12.6	12.4	13.0	13.5	8.6	9.2	9.0	9.6	10.1
	11.9	12.4	12.4	12.9	13.4	8.5	9.1	9.0	9.6	10.0
X=8H Y=4H	11.9	12.6	12.4	13.0	13.5	8.6	9.2	9.0	9.6	10.1
	11.8	12.3	12.3	12.8	13.4	8.4	9.0	8.9	9.5	10.0
	11.7	12.2	12.2	12.7	13.2	8.4	8.9	8.9	9.4	9.9
	11.7	12.1	12.2	12.6	13.2	8.3	8.8	8.8	9.2	9.8
X=12H Y=4H	11.9	12.4	12.4	12.9	13.4	8.5	9.1	9.0	9.6	10.0
	11.7	12.2	12.2	12.7	13.2	8.4	8.9	8.9	9.3	9.9
	11.7	12.1	12.2	12.6	13.2	8.3	8.8	8.8	9.2	9.8
Variations with the objerver position at spacings										
S=1.0H	0.0/0.0					0.0/0.0				
S=1.5H	0.0/0.0					0.0/0.0				
S=2.0H	0.0/0.0					0.0/0.0				
Reduced UGR Table:										
Nordic Standard Table:	BK0					BK0				
Correction Value	0.0					0.0				

o the CIE Pub.117, data has been corrected, refers to the lamp’s lumens 8.2flm.

Candela Tabulation

V/H	C0.0	C90.0	C180.0	C270.0
γ 0.0	5233.43	5233.43	5233.43	5233.43
γ 1.0	5239.49	5134.04	5124.12	5371.97
γ 2.0	5219.88	4921.97	4990.90	5406.46
γ 3.0	5144.69	4590.97	4778.36	5404.35
γ 4.0	5001.58	4120.96	4457.08	5359.62
γ 5.0	4774.05	3530.16	4020.54	5272.28
γ 6.0	4451.38	2889.18	3490.47	5132.69
γ 7.0	4024.90	2279.96	2903.74	4913.12
γ 8.0	3506.42	1761.52	2326.44	4578.95
γ 9.0	2940.15	1347.11	1790.11	4133.00
γ 10.0	2381.30	1035.96	1351.82	3547.70
γ 11.0	1891.64	805.83	1009.52	2914.68
γ 12.0	1495.84	638.38	761.95	2295.52
γ 13.0	1195.58	514.67	586.80	1766.43
γ 14.0	967.85	421.50	462.93	1346.29
γ 15.0	792.02	350.54	374.48	1040.56
γ 16.0	654.05	295.53	308.82	817.34
γ 17.0	542.54	252.38	258.58	652.21
γ 18.0	453.59	218.39	219.48	530.09
γ 19.0	381.72	191.64	188.83	434.80
γ 20.0	323.67	169.65	164.08	360.29
γ 21.0	277.07	150.99	143.92	301.79
γ 22.0	239.52	134.68	126.65	254.58
γ 23.0	208.72	120.23	111.38	217.53
γ 24.0	183.31	107.31	97.37	187.44
γ 25.0	161.70	95.46	84.60	162.97
γ 26.0	143.17	85.19	73.32	141.86
γ 27.0	126.97	76.07	63.58	124.06
γ 28.0	112.88	67.89	55.08	108.38
γ 29.0	100.64	60.52	48.04	94.19
γ 30.0	89.88	53.92	41.85	81.74
γ 31.0	80.37	48.31	36.63	71.03
γ 32.0	71.94	43.33	32.37	62.05
γ 33.0	64.39	38.62	29.20	54.27
γ 34.0	57.89	34.01	26.46	47.88
γ 35.0	52.03	29.70	23.93	42.70
γ 36.0	46.96	25.88	21.60	38.44
γ 37.0	41.57	22.44	19.52	34.77
γ 38.0	36.38	19.30	17.61	31.61
γ 39.0	31.82	16.59	15.86	28.45
γ 40.0	27.84	14.02	14.19	25.62
γ 41.0	24.48	11.80	12.71	23.05
γ 42.0	21.29	9.74	11.26	20.72
γ 43.0	18.56	7.75	9.75	18.67
γ 44.0	15.97	5.98	8.11	16.72
γ 45.0	13.64	4.17	6.76	14.92
γ 46.0	11.46	2.61	5.19	13.12

Candela Tabulation - (Cont.)

V/H	C0.0	C90.0	C180.0	C270.0
γ 47.0	9.50	1.07	3.74	11.37
γ 48.0	7.59	0.00	2.39	9.71
γ 49.0	5.76	0.00	1.01	8.08
γ 50.0	4.01	0.00	0.00	6.50
γ 51.0	2.39	0.00	0.00	4.94
γ 52.0	0.90	0.00	0.00	3.45
γ 53.0	0.00	0.00	0.00	2.06
γ 54.0	0.00	0.00	0.00	0.70
γ 55.0	0.00	0.00	0.00	0.00
γ 56.0	0.00	0.00	0.00	0.00
γ 57.0	0.00	0.00	0.00	0.00
γ 58.0	0.00	0.00	0.00	0.00
γ 59.0	0.00	0.00	0.00	0.00
γ 60.0	0.00	0.00	0.00	0.00
γ 61.0	0.00	0.00	0.00	0.00
γ 62.0	0.00	0.00	0.00	0.00
γ 63.0	0.00	0.00	0.00	0.00
γ 64.0	0.00	0.00	0.00	0.00
γ 65.0	0.00	0.00	0.00	0.00
γ 66.0	0.00	0.00	0.00	0.00
γ 67.0	0.00	0.00	0.00	0.00
γ 68.0	0.00	0.00	0.00	0.00
γ 69.0	0.00	0.00	0.00	0.00
γ 70.0	0.00	0.00	0.00	0.00
γ 71.0	0.00	0.00	0.00	0.00
γ 72.0	0.00	0.00	0.00	0.00
γ 73.0	0.00	0.00	0.00	0.00
γ 74.0	0.00	0.00	0.00	0.00
γ 75.0	0.00	0.00	0.00	0.00
γ 76.0	0.00	0.00	0.00	0.00
γ 77.0	0.00	0.00	0.00	0.00
γ 78.0	0.00	0.00	0.00	0.00
γ 79.0	0.00	0.00	0.00	0.00
γ 80.0	0.00	0.00	0.00	0.00
γ 81.0	0.00	0.00	0.00	0.00
γ 82.0	0.00	0.00	0.00	0.00
γ 83.0	0.00	0.00	0.00	0.00
γ 84.0	0.00	0.00	0.00	0.00
γ 85.0	0.00	0.00	0.00	0.00
γ 86.0	0.00	0.00	0.00	0.00
γ 87.0	0.00	0.00	0.00	0.00
γ 88.0	0.00	0.00	0.00	0.00
γ 89.0	0.00	0.00	0.00	0.00
γ 90.0	0.00	0.00	0.00	0.00
γ 91.0	0.00	0.00	0.00	0.00
γ 92.0	0.00	0.00	0.00	0.00
γ 93.0	0.00	0.00	0.00	0.00

Candela Tabulation - (Cont.)

V/H	C0.0	C90.0	C180.0	C270.0
γ 94.0	0.00	0.00	0.00	0.00
γ 95.0	0.00	0.00	0.00	0.00
γ 96.0	0.00	0.00	0.00	0.00
γ 97.0	0.00	0.00	0.00	0.00
γ 98.0	0.00	0.00	0.00	0.00
γ 99.0	0.00	0.00	0.00	0.00
γ 100.0	0.00	0.00	0.00	0.00
γ 101.0	0.00	0.00	0.00	0.00
γ 102.0	0.00	0.00	0.00	0.00
γ 103.0	0.00	0.00	0.00	0.00
γ 104.0	0.00	0.00	0.00	0.00
γ 105.0	0.00	0.00	0.00	0.00
γ 106.0	0.00	0.00	0.00	0.00
γ 107.0	0.00	0.00	0.00	0.00
γ 108.0	0.00	0.00	0.00	0.00
γ 109.0	0.00	0.00	0.00	0.00
γ 110.0	0.00	0.00	0.00	0.00
γ 111.0	0.00	0.00	0.00	0.00
γ 112.0	0.00	0.00	0.00	0.00
γ 113.0	0.00	0.00	0.00	0.00
γ 114.0	0.00	0.00	0.00	0.00
γ 115.0	0.00	0.00	0.00	0.00
γ 116.0	0.00	0.00	0.00	0.00
γ 117.0	0.00	0.00	0.00	0.00
γ 118.0	0.00	0.00	0.00	0.00
γ 119.0	0.00	0.00	0.00	0.00
γ 120.0	0.00	0.00	0.00	0.00
γ 121.0	0.00	0.00	0.00	0.00
γ 122.0	0.00	0.00	0.00	0.00
γ 123.0	0.00	0.00	0.00	0.00
γ 124.0	0.00	0.00	0.00	0.00
γ 125.0	0.00	0.00	0.00	0.00
γ 126.0	0.00	0.00	0.00	0.00
γ 127.0	0.00	0.00	0.00	0.00
γ 128.0	0.00	0.00	0.00	0.00
γ 129.0	0.00	0.00	0.00	0.00
γ 130.0	0.00	0.00	0.00	0.00
γ 131.0	0.00	0.00	0.00	0.00
γ 132.0	0.00	0.00	0.00	0.00
γ 133.0	0.00	0.00	0.00	0.00
γ 134.0	0.00	0.00	0.00	0.00
γ 135.0	0.00	0.00	0.00	0.00
γ 136.0	0.00	0.00	0.00	0.00
γ 137.0	0.00	0.00	0.00	0.00
γ 138.0	0.00	0.00	0.00	0.00
γ 139.0	0.00	0.00	0.00	0.00
γ 140.0	0.00	0.00	0.00	0.00

Candela Tabulation - (Cont.)

V/H	C0.0	C90.0	C180.0	C270.0
γ 141.0	0.00	0.00	0.00	0.00
γ 142.0	0.00	0.00	0.00	0.00
γ 143.0	0.00	0.00	0.00	0.00
γ 144.0	0.00	0.00	0.00	0.00
γ 145.0	0.00	0.00	0.00	0.00
γ 146.0	0.00	0.00	0.00	0.00
γ 147.0	0.00	0.00	0.00	0.00
γ 148.0	0.00	0.00	0.00	0.00
γ 149.0	0.00	0.00	0.00	0.00
γ 150.0	0.00	0.00	0.00	0.00
γ 151.0	0.00	0.00	0.00	0.00
γ 152.0	0.00	0.00	0.00	0.00
γ 153.0	0.00	0.00	0.00	0.00
γ 154.0	0.00	0.00	0.00	0.00
γ 155.0	0.00	0.00	0.00	0.00
γ 156.0	0.00	0.00	0.00	0.00
γ 157.0	0.00	0.00	0.00	0.00
γ 158.0	0.00	0.00	0.00	0.00
γ 159.0	0.00	0.00	0.00	0.00
γ 160.0	0.00	0.00	0.00	0.00
γ 161.0	0.00	0.00	0.00	0.00
γ 162.0	0.00	0.00	0.00	0.00
γ 163.0	0.00	0.00	0.00	0.00
γ 164.0	0.00	0.00	0.00	0.00
γ 165.0	0.00	0.00	0.00	0.00
γ 166.0	0.00	0.00	0.00	0.00
γ 167.0	0.00	0.00	0.00	0.00
γ 168.0	0.00	0.00	0.00	0.00
γ 169.0	0.00	0.00	0.00	0.00
γ 170.0	0.00	0.00	0.00	0.00
γ 171.0	0.00	0.00	0.00	0.00
γ 172.0	0.00	0.00	0.00	0.00
γ 173.0	0.00	0.00	0.00	0.00
γ 174.0	0.00	0.00	0.00	0.00
γ 175.0	0.00	0.00	0.00	0.00
γ 176.0	0.00	0.00	0.00	0.00
γ 177.0	0.00	0.00	0.00	0.00
γ 178.0	0.00	0.00	0.00	0.00
γ 179.0	0.00	0.00	0.00	0.00
γ 180.0	0.00	0.00	0.00	0.00